



PoE Adapter

Provides Earth Grounding and Surge Protection

Helps Protect Against ESD Events

Powers Ubiquiti® PoE Devices

PoE Adapter

Ubiquiti Networks offers Power over Ethernet (PoE) Adapters to power a variety of Ubiquiti products. The PoE Adapters are compatible with most Ubiquiti PoE devices*, including:

- airFiber®
- airMAX®
- EdgeMAX®
- mFi®
- UniFi® AP
- UniFi Video® / airVision®
- UniFi LED
- UFiber

* Check product specifications to verify PoE compatibility.

Ubiquiti PoE Adapter Compatibility with the airGateway®

Specific PoE Adapter models are designed to work with the airGateway. The airGateway is a compact CPE (consumer premises equipment) gateway with built-in Wi-Fi used to connect the subscriber's local network to the WISP network.

The airGateway is available in three models:

- **airGateway** Standard model with an internal antenna
- **airGateway Pro** Dual-Band Wi-Fi model with an internal antenna
- **airGateway-LR** Long-range Wi-Fi model with an external antenna for extended range

The airGateway plugs into any of these PoE Adapters:

| Model Number | Compatibility |
|-----------------|---------------|
| POE-15-12W | ✓ |
| POE-24-12W | ✓ |
| POE-24-12W-G | ✓* |
| POE-24-7W-G-WH | ✓* |
| POE-24-12W-G-WH | ✓* |

* airGateway maximum LAN port speed: 100 Mbps




Protection

Ubiquiti PoE Adapters provide a variety of features to help protect your PoE devices:

- Surge protection
- Clamping protection
- Maximum surge discharge
- Peak pulse current
- AC cable with earth ground


Electrostatic discharge (ESD) is the leading cause for outdoor device failures. You can effectively protect against ESD damage using a grounded Ubiquiti PoE Adapter, TOUGH Cable™, and TOUGH Cable Connectors.

Potential for ESD



Areas vulnerable to ESD events in a network without a Ubiquiti PoE Adapter.

Protection Against ESD



Ubiquiti PoE Adapters and TOUGH Cable protect against ESD events in a network.

Models



POE-25-5W



POE-24-7W-G-WH



POE-15-12W
POE-24-12W
POE-24-12W-G



POE-24-12W-G-WH



POE-24-24W-WH




POE-24-30W-G-WH



POE-24-AF5X



POE-24-24W
POE-24-24W-G
POE-24-30W



POE-48-24W
POE-48-24W-G



POE-24-24W-G-WH
POE-48-24W-WH
POE-48-24W-G-WH



U-POE-af



POE-50-60W



POE-50-60W-WH



POE-54-80W

Specifications

| Model | POE-25-5W | POE-24-7W-G-WH | POE-15-12W |
|-------------------------|---|---|---|
| Dimensions | 64 × 44 × 30 mm (2.53 × 1.73 × 1.18") | 72 × 45 × 33 mm (2.84 × 1.75 × 1.33") | 85 × 44 × 29 mm (3.35 × 1.73 × 1.14") |
| Weight | 65 g (2.3 oz) | 72.1g (2.54 oz) | 91.7 g (3.24 oz) |
| Output Voltage | 25VDC @ 0.2A | 24VDC @ 0.3A | 15VDC @ 0.8A |
| LAN Activity Indicator | No | No | No |
| Gigabit LAN Port | No | Yes | No |
| Remote Reset Capability | Yes | Yes | No |
| Reset Button | Yes | Yes | No |
| Rated Voltage | 100-240VAC @ 50/60Hz | 100-240VAC @ 50/60Hz | 100-240VAC @ 50/60Hz |
| Input Current | 0.3A @ 120VAC, 0.2A @ 240VAC | 0.3A @ 120VAC, 0.2A @ 240VAC | 0.3A @ 120VAC, 0.2A @ 240VAC |
| Inrush Current | <40A Peak @ 120VAC, <70A Peak @ 230VAC | <40A Peak @ 120VAC, <70A Peak @ 230VAC | <30A Peak @ 120VAC, <60A Peak @ 230VAC |
| Efficiency | 72+% | 80+% | 75+% |
| Output Ripple | 1% Max. | 1% Max. | 1% Max. |
| Switching Frequency | 60kHz Max. | 65 kHz | 50 kHz |
| Line Regulation | ≤ 3% | ≤ 3% | ≤ 3% |
| Load Regulation | ≤ 5% | ≤ 5% | ≤ 5% |
| 2-Pair Powering | Pins 4, 5 (+) and Pins 7, 8 (-) | Pins 4, 5 (+) and Pins 7, 8 (-) | Pins 4, 5 (+) and Pins 7, 8 (-) |
| 4-Pair Powering | - | - | - |
| Operating Temperature | 0 to 40° C (32 to 104° F) | 0 to 40°C (32 to 104°F) | 0 to 40°C (32 to 104°F) |
| Storage Temperature | -30 to 70° C (-22 to 158°F) | -30 to 70°C (-22 to 158°F) | -30 to 70°C (-22 to 158°F) |
| Operating Humidity | 35 to 95% Noncondensing | 35 to 95% Non-Condensing | 35 to 95% Noncondensing |
| AC Connector | IEC-320 C6 | IEC-320 C6 | IEC-320 C6 |
| Data IN / POE | RJ45 Shielded Socket | RJ45 Shielded Socket | RJ45 Shielded Socket |
| Surge Protection | Difference and Common Mode | Difference and Common Mode | Difference and Common Mode |
| Clamping Protection | 11V Data, 60V Power | 11V Data, 60V Power | 11V Data, 60V Power |
| Max. Surge Discharge | 1500A (8/20 μs) Power | 1500A (8/20 μs) Power | 1500A (8/20 μs) Power |
| Peak Pulse Current | 36A (10/1000 μs) Data | 36A (10/1000 μs) Data | 36A (10/1000 μs) Data |
| Shunt Capacitance | <5 pF data | <5 pf data | <5 pF data |
| Response Time | <1 ns | <1 ns | <1 ns |
| Certifications | CE, FCC, IC, UL | CE, FCC, IC, UL | CE, FCC, IC, UL |

Specifications

| Model | POE-24-12W | POE-24-12W-G | POE-24-12W-G-WH |
|-------------------------|---|---|---|
| Dimensions | 87 x 44 x 29 mm (3.43 x 1.73 x 1.14") | 87 x 44 x 29 mm (3.43 x 1.73 x 1.14") | 89 x 46 x 33 mm (3.48 x 1.81 x 1.30") |
| Weight | 92 g (3.25 g) | 99.4 g (3.51 g) | 75 g (2.65 g) |
| Output Voltage | 24VDC @ 0.5A | 24VDC @ 0.5A | 24VDC @ 0.5A |
| LAN Activity Indicator | No | No | No |
| Gigabit LAN Port | No | Yes | Yes |
| Remote Reset Capability | Yes | Yes | Yes |
| Reset Button | Yes | Yes | Yes |
| Rated Voltage | 100-240VAC @ 50/60Hz | 100-240VAC @ 50/60Hz | 100-240VAC @ 50/60Hz |
| Input Current | 0.3A @ 120VAC, 0.2A @ 240VAC | 0.3A @ 120VAC, 0.2A @ 240VAC | 0.3A @ 120VAC, 0.2A @ 240VAC |
| Inrush Current | <30A Peak @ 120VAC, <60A Peak @ 230VAC | <30A Peak @ 120VAC, <60A Peak @ 230VAC | <30A Peak @ 120VAC, <60A Peak @ 230VAC |
| Efficiency | 75+% | 75+% | 75+% |
| Output Ripple | 1% Max. | 1% Max. | 1% Max. |
| Switching Frequency | 50 kHz | 50 kHz | 50 kHz |
| Line Regulation | ≤ 3% | ≤ 3% | ≤ 3% |
| Load Regulation | ≤ 5% | ≤ 5% | ≤ 5% |
| 2-Pair Powering | Pins 4, 5 (+) and Pins 7, 8 (-) | Pins 4, 5 (+) and Pins 7, 8 (-) | Pins 4, 5 (+) and Pins 7, 8 (-) |
| 4-Pair Powering | - | - | - |
| Operating Temperature | 0 to 40°C (32 to 104°F) | 0 to 40°C (32 to 104°F) | 0 to 40°C (32 to 104°F) |
| Storage Temperature | -30 to 70°C (-22 to 158°F) | -30 to 70°C (-22 to 158°F) | -30 to 70°C (-22 to 158°F) |
| Operating Humidity | 35 to 95% Noncondensing | 35 to 95% Noncondensing | 35 to 95% Noncondensing |
| AC Connector | IEC-320 C6 | IEC-320 C6 | IEC-320 C6 |
| Data IN / POE | RJ45 Shielded Socket | RJ45 Shielded Socket | RJ45 Shielded Socket |
| Surge Protection | Difference and Common Mode | Difference and Common Mode | Difference and Common Mode |
| Clamping Protection | 11V Data, 60V Power | 11V Data, 60V Power | 11V Data, 60V Power |
| Max. Surge Discharge | 1500A (8/20 μs) Power | 1500A (8/20 μs) Power | 1500A (8/20 μs) Power |
| Peak Pulse Current | 36A (10/1000 μs) Data | 36A (10/1000 μs) Data | 36A (10/1000 μs) Data |
| Shunt Capacitance | <5 pF data | <5 pF data | <5 pF data |
| Response Time | <1 ns | <1 ns | <1 ns |
| Certifications | CE, FCC, IC, UL | CE, FCC, IC, UL | CE, FCC, IC, UL |

Specifications

| Model | POE-24-AF5X | POE-24-24W, POE-24-24W-WH | POE-24-24W-G |
|-------------------------|--|--|--|
| Dimensions | 88 x 57 x 33 mm (3.47 x 2.24 x 1.30") | 88 x 57 x 33 mm (3.47 x 2.24 x 1.30") | 88 x 57 x 33 mm (3.47 x 2.24 x 1.30") |
| Weight | 158.5 g (5.59 oz) | 135 g (4.76 oz) | 158.5 g (5.59 oz) |
| Output Voltage | 24VDC @ 1.0A | 24VDC @ 1.0A | 24VDC @ 1.0A |
| LAN Activity Indicator | No | No | No |
| Gigabit LAN Port | Yes | No | Yes |
| Remote Reset Capability | No | Yes | Yes |
| Reset Button | No | Yes | Yes |
| Rated Voltage | 100-240VAC @ 50/60Hz | 100-240VAC @ 50/60Hz | 100-240VAC @ 50/60Hz |
| Input Current | 0.6A @ 120VAC, 0.4A @ 240VAC | 0.6A @ 120VAC, 0.4A @ 240VAC | 0.6A @ 120VAC, 0.4A @ 240VAC |
| Inrush Current | <60A Peak @ 120VAC, <120A Peak @ 230VAC | <60A Peak @ 120VAC, <120A Peak @ 230VAC | <60A Peak @ 120VAC, <120A Peak @ 230VAC |
| Efficiency | 80+% | 80+% | 80+% |
| Output Ripple | 1% Max. | 1% Max. | 1% Max. |
| Switching Frequency | 65 kHz | 65 kHz | 65 kHz |
| Line Regulation | ≤ 3% | ≤ 3% | ≤ 3% |
| Load Regulation | ≤ 5% | ≤ 5% | ≤ 5% |
| 2-Pair Powering | - | Pins 4, 5 (+) and Pins 7, 8 (-) | Pins 4, 5 (+) and Pins 7, 8 (-) |
| 4-Pair Powering | Pins 1, 2, 4, 5 (+) and Pins 3, 6, 7, 8 (-) | - | - |
| Operating Temperature | 0 to 40°C (32 to 104°F) | 0 to 40°C (32 to 104°F) | 0 to 40°C (32 to 104°F) |
| Storage Temperature | -30 to 70°C (-22 to 158°F) | -30 to 70°C (-22 to 158°F) | -30 to 70°C (-22 to 158°F) |
| Operating Humidity | 35 to 95% Noncondensing | 35 to 95% Noncondensing | 35 to 95% Noncondensing |
| AC Connector | IEC-320 C6 | IEC-320 C6 | IEC-320 C6 |
| Data IN / POE | RJ45 Shielded Socket | RJ45 Shielded Socket | RJ45 Shielded Socket |
| Surge Protection | Difference and Common Mode | Difference and Common Mode | Difference and Common Mode |
| Clamping Protection | 11V Data, 60V Power | 11V Data, 60V Power | 11V Data, 60V Power |
| Max. Surge Discharge | 1500A (8/20 μs) Power | 1500A (8/20 μs) Power | 1500A (8/20 μs) Power |
| Peak Pulse Current | 36A (10/1000 μs) Data | 36A (10/1000 μs) Data | 36A (10/1000 μs) Data |
| Shunt Capacitance | <5 pF data | <5 pF data | <5 pF data |
| Response Time | <1 ns | <1 ns | <1 ns |
| Certifications | CE, FCC, IC, UL | CE, FCC, IC, UL | CE, FCC, IC, UL |

Specifications

| Model | POE-24-30W | POE-24-30W-G-WH | POE-48-24W |
|-------------------------|--|--|--|
| Dimensions | 94 × 60 × 33 mm (3.70 × 2.36 × 1.30") | 94 × 60 × 33 mm (3.70 × 2.36 × 1.30") | 88 × 57 × 33 mm (3.47 × 2.24 × 1.30") |
| Weight | 156 g (5.5 oz) | 156 g (5.5 oz) | 135.5 g (4.78 oz) |
| Output Voltage | 24VDC @ 1.25A | 24VDC @ 1.25A | 48VDC @ 0.5A |
| LAN Activity Indicator | No | No | No |
| Gigabit LAN Port | Yes | Yes | No |
| Remote Reset Capability | No | No | No |
| Reset Button | No | No | No |
| Rated Voltage | 100-240VAC @ 50/60Hz | 100-240VAC @ 50/60Hz | 100-240VAC @ 50/60Hz |
| Input Current | 0.6A @ 120VAC, 0.4A @ 240VAC | 0.6A @ 120VAC, 0.4A @ 240VAC | 0.6A @ 120VAC, 0.4A @ 240VAC |
| Inrush Current | <60A Peak @ 120VAC, <120A Peak @ 230VAC | <60A Peak @ 120VAC, <120A Peak @ 230VAC | <60A Peak @ 120VAC, <120A Peak @ 230VAC |
| Efficiency | 83+% | 83+% | 80+% |
| Output Ripple | 1% Max. | 1% Max. | 1% Max. |
| Switching Frequency | 65 kHz | 65 kHz | 65 kHz |
| Line Regulation | ≤ 3% | ≤ 3% | ≤ 3% |
| Load Regulation | ≤ 5% | ≤ 5% | ≤ 5% |
| 2-Pair Powering | - | Pins 4, 5 (+) and Pins 7, 8 (-) | Pins 4, 5 (+) and Pins 7, 8 (-) |
| 4-Pair Powering | Pins 1, 2, 4, 5 (+) and Pins 3, 6, 7, 8 (-) | - | - |
| Operating Temperature | 0 to 40° C (32 to 104° F) | 0 to 40° C (32 to 104° F) | 0 to 40° C (32 to 104° F) |
| Storage Temperature | -30 to 70° C (-22 to 158° F) | -30 to 70° C (-22 to 158° F) | -30 to 70° C (-22 to 158° F) |
| Operating Humidity | 35 to 95% Noncondensing | 35 to 95% Noncondensing | 35 to 95% Noncondensing |
| AC Connector | IEC-320 C6 | IEC-320 C6 | IEC-320 C6 |
| Data IN / POE | RJ45 Shielded Socket | RJ45 Shielded Socket | RJ45 Shielded Socket |
| Surge Protection | Difference and Common Mode | Difference and Common Mode | Difference and Common Mode |
| Clamping Protection | 11V Data, 60V Power | 11V Data, 60V Power | 11V Data, 60V Power |
| Max. Surge Discharge | 1500A (8/20 μs) Power | 1500A (8/20 μs) Power | 1500A (8/20 μs) Power |
| Peak Pulse Current | 36A (10/1000 μs) Data | 36A (10/1000 μs) Data | 36A (10/1000 μs) Data |
| Shunt Capacitance | <5 pF data | <5 pF data | <5 pF data |
| Response Time | <1 ns | <1 ns | <1 ns |
| Certifications | CE, FCC, IC, UL | CE, FCC, IC, UL | CE, FCC, IC, UL |

Specifications

| Model | POE48-24W-G | POE-24-24W-G-WH | U-POE-af |
|-------------------------|--|--|--|
| Dimensions | 92 x 60 x 33 mm (3.62 x 2.36 x 1.30") | 96 x 62 x 35 mm (3.78 x 2.44 x 1.38") | 86 x 46 x 33 mm (3.39 x 1.81 x 1.30") |
| Weight | 158.5 g (5.59 oz) | 166 g (5.86 oz) | 100 g (3.53 oz) |
| Output Voltage | 48VDC @ 0.5A | 24VDC @ 1.0A | 48VDC @ 0.32A |
| LAN Activity Indicator | No | No | No |
| Gigabit LAN Port | Yes | Yes | Yes |
| Remote Reset Capability | No | Yes | Yes |
| Reset Button | No | Yes | Yes |
| Rated Voltage | 100-240VAC @ 50/60Hz | 100-240VAC @ 50/60Hz | 100-240VAC @ 50/60Hz |
| Input Current | 0.6A @ 120VAC, 0.4A @ 240VAC | 750mA @ 90VAC | 500mA @ 90VAC |
| Inrush Current | <65A Peak @ 120VAC, <130A Peak @ 230VAC | <100A Peak @ 25°C | <100A Peak @ 25°C |
| Efficiency | 80+% | 86.2+% | 84.25+% |
| Output Ripple | 1% Max. | 200mV p-p | 200mV p-p |
| Switching Frequency | 65 kHz | 65 kHz | 65 kHz |
| Line Regulation | ≤ 3% | ≤ 3% | ≤ 3% |
| Load Regulation | ≤ 5% | ≤ 5% | ≤ 5% |
| 2-Pair Powering | Pins 4, 5 (+) and Pins 7, 8 (-) | Pins 4, 5 (+) and Pins 7, 8 (-) | Pins 4, 5 (+) and Pins 7, 8 (-) |
| 4-Pair Powering | - | - | - |
| Operating Temperature | 0 to 40°C (32 to 104°F) | 0 to 40°C (32 to 104°F) | 0 to 40°C (32 to 104°F) |
| Storage Temperature | -30 to 70°C (-22 to 158°F) | -30 to 70°C (-22 to 158°F) | -30 to 70°C (-22 to 158°F) |
| Operating Humidity | 35 to 95% Noncondensing | 5 to 90% Noncondensing | 5 to 90% Noncondensing |
| AC Connector | IEC-320 C6 | IEC-320 C6 | IEC-320 C6 |
| Data IN / POE | RJ45 Shielded Socket | RJ45 Shielded Socket | RJ45 Shielded Socket |
| Surge Protection | Difference and Common Mode | Difference and Common Mode | Difference and Common Mode |
| Clamping Protection | 11V Data, 60V Power | 11V Data, 60V Power | 11V Data, 60V Power |
| Max. Surge Discharge | 1500A (8/20 μs) Power | 1500A (8/20 μs) Power | 1500A (8/20 μs) Power |
| Peak Pulse Current | 36A (10/1000 μs) Data | 36A (10/1000 μs) Data | 36A (10/1000 μs) Data |
| Shunt Capacitance | <5 pF data | <5 pF data | <5 pF data |
| Response Time | <1 ns | <1 ns | <1 ns |
| Certifications | CE, FCC, IC, UL | CE, FCC, IC, UL | CE, FCC, IC, UL |

Specifications

| Model | POE-48-24W-WH | POE-48-24W-G-WH | POE-50-60W, POE-50-60W-WH |
|-------------------------|--|--|--|
| Dimensions | 93 x 59 x 33 mm (3.66 x 2.32 x 1.30") | 96 x 62 x 35 mm (3.78 x 2.44 x 1.38") | 101 x 60 x 33 mm (3.98 x 2.36 x 1.30") |
| Weight | 145 g (5.12 oz) | 166 g (5.86 oz) | 192 g (6.77 oz) |
| Output Voltage | 48VDC @ 0.5A | 48VDC @ 0.5A | 50VDC @ 1.2A |
| LAN Activity Indicator | No | No | No |
| Gigabit LAN Port | No | Yes | Yes |
| Remote Reset Capability | No | No | No |
| Reset Button | No | No | No |
| Rated Voltage | 100-240VAC @ 50/60Hz | 100-240VAC @ 50/60Hz | 100-240VAC @ 50/60Hz |
| Input Current | 0.6A @ 120VAC, 0.4A @ 240VAC | 0.6A @ 120VAC, 0.4A @ 240VAC | 1.3A @ 120VAC, 0.75A @ 230VAC |
| Inrush Current | <60A Peak @ 120VAC, <120A Peak @ 230VAC | <65A Peak @ 120VAC, <130A Peak @ 230VAC | <100A Peak @ 120VAC, <200A Peak @ 230VAC |
| Efficiency | 80+% | 80+% | 85+% |
| Output Ripple | 1% Max. | 1% Max. | 1% Max. |
| Switching Frequency | 65 kHz | 65 kHz | 65 kHz |
| Line Regulation | ≤ 3% | ≤ 3% | ≤ 3% |
| Load Regulation | ≤ 5% | ≤ 5% | ≤ 5% |
| 2-Pair Powering | Pins 4, 5 (+) and Pins 7, 8 (-) | Pins 4, 5 (+) and Pins 7, 8 (-) | - |
| 4-Pair Powering | - | - | Pins 1, 2, 4, 5 (+) and Pins 3, 6, 7, 8 (-) |
| Operating Temperature | 0 to 40°C (32 to 104°F) | 0 to 40°C (32 to 104°F) | 0 to 40°C (32 to 104°F) |
| Storage Temperature | -30 to 70°C (-22 to 158°F) | -30 to 70°C (-22 to 158°F) | -30 to 70°C (-22 to 158°F) |
| Operating Humidity | 5 to 90% Noncondensing | 35 to 95% Noncondensing | 35 to 95% Noncondensing |
| AC Connector | IEC-320 C6 | IEC-320 C6 | IEC-320 C6 |
| Data IN / POE | RJ45 Shielded Socket | RJ45 Shielded Socket | RJ45 Shielded Socket |
| Surge Protection | Difference and Common Mode | Difference and Common Mode | Difference and Common Mode |
| Clamping Protection | 11V Data, 60V Power | 11V Data, 60V Power | 11V Data, 60V Power |
| Max. Surge Discharge | 1500A (8/20 μs) Power | 1500A (8/20 μs) Power | 1500A (8/20 μs) Power |
| Peak Pulse Current | 36A (10/1000 μs) Data | 36A (10/1000 μs) Data | 36A (10/1000 μs) Data |
| Shunt Capacitance | <5 pF data | <5 pF data | <5 pF data |
| Response Time | <1 ns | <1 ns | <1 ns |
| Certifications | CE, FCC, IC, UL | CE, FCC, IC, UL | CE, FCC, IC, UL |

Specifications

| Model | POE-54-80W |
|-------------------------|--|
| Dimensions | 123 x 65 x 34 mm (4.84 x 2.56 x 1.34") |
| Weight | 299 g (10.55 oz) |
| Output Voltage | 54VDC @ 1.5A |
| LAN Activity Indicator | No |
| Gigabit LAN Port | Yes |
| Remote Reset Capability | No |
| Reset Button | No |
| Rated Voltage | 100-240VAC @ 50/60Hz |
| Input Current | 0.8A @ 120VAC, 0.4A @ 240VAC |
| Inrush Current | <80A Peak @ 120VAC, <120A Peak @ 230VAC |
| Efficiency | 87+% |
| Output Ripple | 1% Max. |
| Switching Frequency | 100 kHz Max. |
| Line Regulation | ≤ 3% |
| Load Regulation | ≤ 5% |
| 2-Pair Powering | - |
| 4-Pair Powering | Pins 1, 2, 4, 5 (+) and Pins 3, 6, 7, 8 (-) |
| Operating Temperature | 0 to 40°C (32 to 104°F) |
| Storage Temperature | -30 to 70°C (-22 to 158°F) |
| Operating Humidity | 35 to 95% Noncondensing |
| AC Connector | IEC-320 C6 |
| Data IN / POE | RJ45 Shielded Socket |
| Surge Protection | Difference and Common Mode |
| Clamping Protection | 11V Data, 60V Power |
| Max. Surge Discharge | 1500A (8/20 μs) Power |
| Peak Pulse Current | 36A (10/1000 μs) Data |
| Shunt Capacitance | <5 pF data |
| Response Time | <1 ns |
| Certifications | CE, FCC, IC, UL |

Specifications are subject to change. Ubiquiti products are sold with a limited warranty described at: www.ubnt.com/support/warranty
The limited warranty requires the use of arbitration to resolve disputes on an individual basis, and, where applicable, specify arbitration instead of jury trials or class actions.

©2012-2018 Ubiquiti Networks, Inc. All rights reserved. Ubiquiti, Ubiquiti Networks, the Ubiquiti U logo, the Ubiquiti beam logo, airFiber, airGateway, airMAX, airVision, EdgeMAX, mFi, TOUGH Cable, UniFi, and UniFi Video are trademarks or registered trademarks of Ubiquiti Networks, Inc. in the United States and in other countries. All other trademarks are the property of their respective owners.

